




## **Help File for Forgot Password**

**MAHARASHTRA HOUSING AND AREA  
DEVELOPMENT AUTHORITY**


[Click here to Login](#)



MAHARASHTRA HOUSING AND AREA DEVELOPMENT AUTHORITY  
महाराष्ट्र गृहनिर्माण व क्षेत्रविकास प्राधिकरण

महाराष्ट्र

[Register](#) [Login](#)



[Register](#) [Accepted Applications](#) [Lottery Result](#) [Help](#)
Video Help

Helpline No. 9869988000

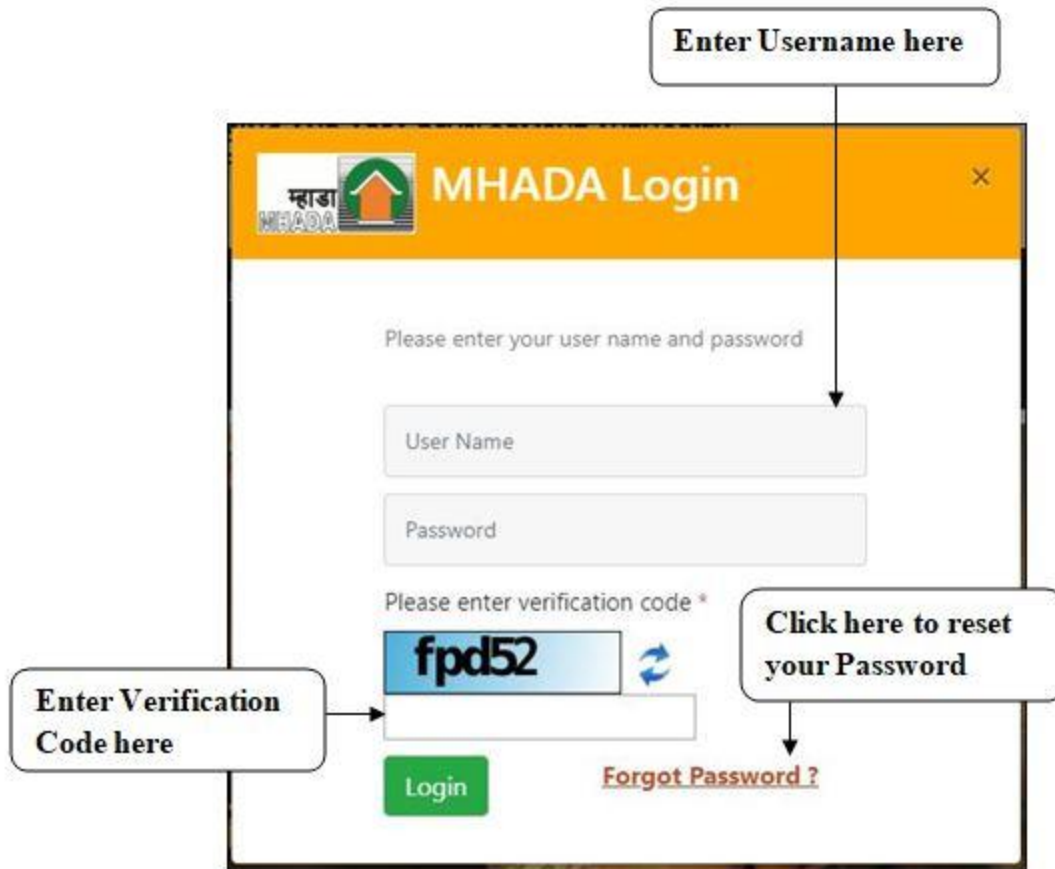
स्वप्नातले घर चुगवे  
स्वप्नपूर्तीची  
कटिबध्दता  
**म्हाडाची**

[Register](#) [Login](#)

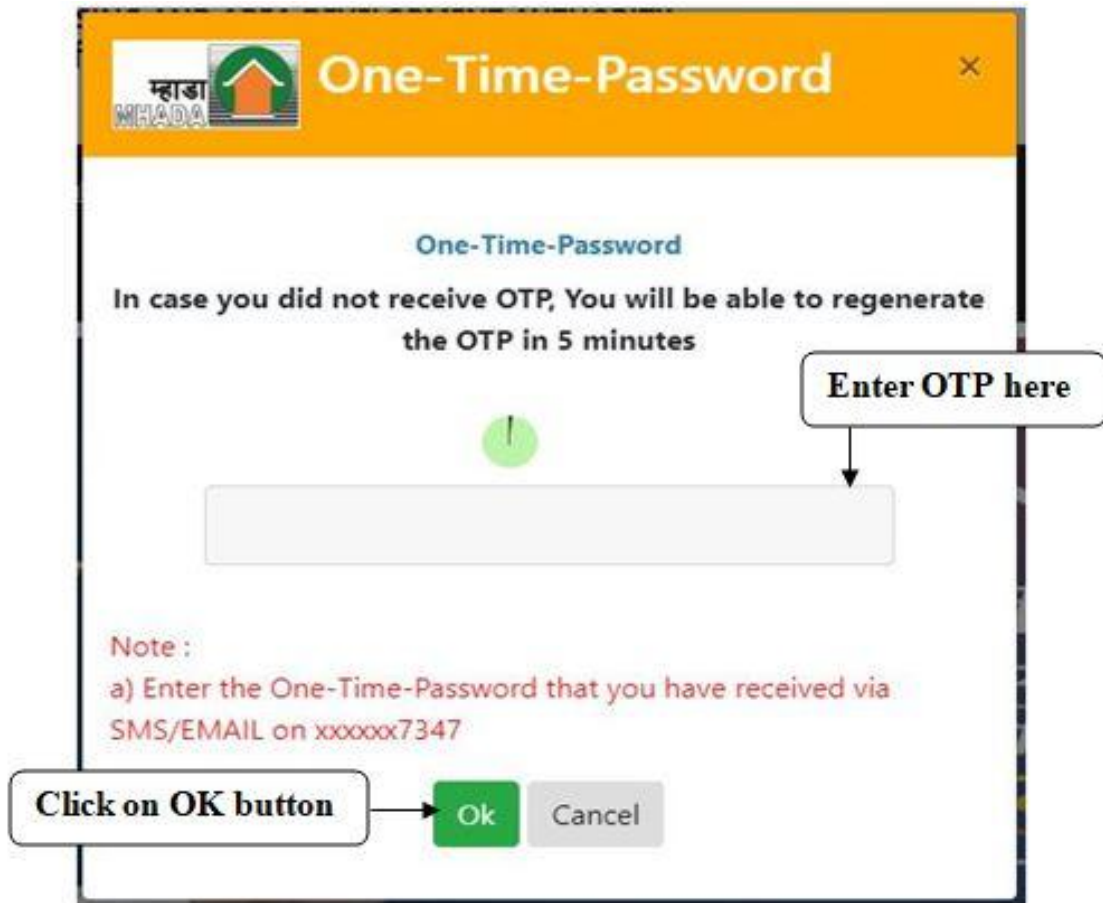
**Flash News:** ● Mumbai Lottery 2018 Coming soon

Important Dates	3 Simple Steps to Apply for Mhada Lottery	Lottery Information	Latest News																				
<table border="1" style="width: 100%; border-collapse: collapse;"> <tr> <td style="background-color: #f4a460;">Registration</td> <td style="background-color: #f4a460;">Running</td> <td style="background-color: #f4a460;">19-05-2018 12:00</td> <td style="background-color: #f4a460;">1-11-2018 23:59</td> </tr> <tr> <td style="background-color: #f4a460;">Edit Registration</td> <td style="background-color: #f4a460;">Running</td> <td style="background-color: #f4a460;">19-05-2018 12:00</td> <td style="background-color: #f4a460;">2-11-2018 22:59</td> </tr> <tr> <td style="background-color: #f4a460;">Application</td> <td style="background-color: #f4a460;">Running</td> <td style="background-color: #f4a460;">29-10-2018 10:0</td> <td style="background-color: #f4a460;">30-11-2018 18:0</td> </tr> <tr> <td style="background-color: #f4a460;">Online Payment</td> <td style="background-color: #f4a460;">Running</td> <td style="background-color: #f4a460;">29-10-2018 10:0</td> <td style="background-color: #f4a460;">30-11-2018 18:0</td> </tr> <tr> <td style="background-color: #f4a460;">ATGS/NEFT Payment</td> <td style="background-color: #f4a460;">Running</td> <td style="background-color: #f4a460;">29-10-2018 10:0</td> <td style="background-color: #f4a460;">30-11-2018 23:59</td> </tr> </table>	Registration	Running	19-05-2018 12:00	1-11-2018 23:59	Edit Registration	Running	19-05-2018 12:00	2-11-2018 22:59	Application	Running	29-10-2018 10:0	30-11-2018 18:0	Online Payment	Running	29-10-2018 10:0	30-11-2018 18:0	ATGS/NEFT Payment	Running	29-10-2018 10:0	30-11-2018 23:59	<ol style="list-style-type: none"> <li style="background-color: #f4a460; padding: 5px;">1 Registration           <ul style="list-style-type: none"> <li>→ Create Username</li> <li>→ Fill Basic Information</li> </ul> </li> <li style="background-color: #f4a460; padding: 5px;">2 Online Application           <ul style="list-style-type: none"> <li>→ Select Lottery &amp; Scheme</li> <li>→ Print Acknowledgement</li> </ul> </li> <li style="background-color: #f4a460; padding: 5px;">3 Payment           <ul style="list-style-type: none"> <li>→ Online Payment</li> </ul> </li> </ol>	<p>→ <a href="#">Help for Forgot Password(English)</a></p> <p>→ <a href="#">Help for Forgot Password(Marathi)</a></p>	<p>Mumbai Lottery 2018 Coming soon</p> <p style="text-align: center;">◀ ▶</p>
Registration	Running	19-05-2018 12:00	1-11-2018 23:59																				
Edit Registration	Running	19-05-2018 12:00	2-11-2018 22:59																				
Application	Running	29-10-2018 10:0	30-11-2018 18:0																				
Online Payment	Running	29-10-2018 10:0	30-11-2018 18:0																				
ATGS/NEFT Payment	Running	29-10-2018 10:0	30-11-2018 23:59																				

**Fig No: 1**



**Fig No: 2**



**Fig No: 3**

The image shows a web form titled "Forgot Password ?" with the MHADA logo. The form contains the following fields and elements:

- User Name:** A text input field containing "TEST.1NOV\_123".
- Date of Birth:** A date picker field with a calendar icon.
- Password Requirements:** A grey box listing requirements with red 'X' marks:
  - At least one letter
  - At least one capital letter
  - At least one number
  - At least one special character
  - Should be at least 8 characters
- New Password:** A text input field containing "Please Enter New Password".
- Confirm Password:** A text input field containing "Please Enter Confirm Password".
- Buttons:** A green "Save" button and a red "Cancel" button.

Annotations with arrows point to the following elements:

- "Enter your Date of Birth here" points to the Date of Birth field.
- "Enter your New Password here" points to the New Password field.
- "Re-enter your New Password here" points to the Confirm Password field.
- "Click on Save button" points to the Save button.

**Fig No: 4**

**Your password has been reset successfully.**